


# LESSONS 2020

## *INVEST IN TEACHING*



Sunday School  
Make the Connection

**Motto: 2018-2021**

**INTENTIONALLY DISCIPLING BY  
INVESTING YOUR LIFE THROUGH  
PRAYER AND THE WORD OF GOD,  
ESTABLISHING PERSONAL  
RELATIONS, TEACHING AND  
SERVING OTHERS TO BE CHRIST  
LIKE DISCIPLES.**

**2 TIMOTHY 2:2 (NIV)**

**“AND THE THINGS YOU HAVE HEARD  
ME SAY IN THE PRESENCE OF MANY  
WITNESSES ENTRUST TO RELIABLE  
PEOPLE WHO WILL ALSO BE  
QUALIFIED TO TEACH OTHERS.”**



## **Table of Contents**

<b>INTRODUCTION.....</b>	<b>2</b>
<b><i>Downs Syndrome .....</i></b>	<b>3</b>
<b><i>Intellectual Disability.....</i></b>	<b>3</b>
<b><i>Lesson: Noah Obeys God .....</i></b>	<b>4</b>
<b><i>Cerebral Palsy.....</i></b>	<b>6</b>
<b><i>Lesson: A Good Man in a Bad World.....</i></b>	<b>7</b>
<b><i>Deaf / hard of hearing .....</i></b>	<b>8</b>
<b><i>OOBBEEYY.....</i></b>	<b>9</b>
<b><i>Blind.....</i></b>	<b>12</b>
<b><i>“Obeying God rather than Men” .....</i></b>	<b>13</b>
<b><i>Autism .....</i></b>	<b>14</b>
<b><i>Teaching Outline .....</i></b>	<b>15</b>
<b><i>Contact us: .....</i></b>	<b>19</b>

# INTRODUCTION

Quadrennial Motto 2018-2021

**Life invested in prayer; relationship; teaching; serving.** 2 Timothy 2:2

The 2020 focus is: **“INVEST THROUGH TEACHING”**  
TOPIC: **Who They Are and How They Learn**

**General Objective:** To give teachers an example of Bible lessons that can be used for discipling people with disabilities from across the spectra, encouraging them to develop more effective teaching.

**Specific Objective:** That the teachers apply the model to the Bible lessons they present every Sunday.

## Notes:

We must take into account the mental and emotional ages of the children, not just their chronological age. They may be 20 years old, but be a 5-year-old mentally and/or emotionally.

It is of the utmost importance that a psychological evaluation be done, with the help of the SDMI council, but if that is not possible, the teacher should observe the student's attitude and actions in comparison with other children of his age. That will determine the best way to minister and teach that person.

There are two faces on a coin, and when we have it in our hands, we cannot remove one of them. We must accept the child's chronological and mental/emotional ages.

Similarly if we want to get our children to learn then we must remember that:

- ✓ Affection and intelligence are inseparable; for one to occur, it must be accompanied by the other and vice versa.
- ✓ If you want the children to learn, you must do everything with love, all presentations with love, and anything you ask for must be with love.
- ✓ Without love you will not help them know God, because God is love.

## **THE GREATER THE AFFECTION-THE GREATER THE DEVELOPMENT**

Prepared by: Pastor Cecilia Gómez de Díaz.  
Regional Director of GLNM (Gift of Love Nazarene Ministries) (Special Needs Ministries.)  
Email: [dondeamor\\_nazarenos@hotmail.com](mailto:dondeamor_nazarenos@hotmail.com)  
[cecydediaz@hotmail.com](mailto:cecydediaz@hotmail.com)

## Downs Syndrome

It is a chromosomal alteration, which occurs at the time of conception. The child with D.S. has a clear difference from the rest of his peers, because while everyone else has 46 chromosomes, he has 47. Here an extra chromosome is manifested in pair no. 21 and this is what characterizes the D.S. or trisomy 21.

With our children with D.S., we must have a lot of patience, and constantly repeat what we want them to do, but these repetitions must be accompanied with affection. If our primary desire is that our child with D.S. learn or repeat some behavior, we need to have the availability to let ourselves be used by God, since we will need his love to love our children so special and full of God's love and to be of blessing to their lives.

## Intellectual Disability

It is a slow intellectual development. A person with mental deficiency is one who does not learn as fast, nor remember things, like others of his age. His ability to interact with other people and take care of themselves is altered, depending on the degree of severity of the problem.

Mental impairment is not curable, but any person, regardless of the degree of severity of the problem, can be helped to progress; and above all, to know God and his great love for them.

If the person has intellectual disability or Down syndrome, it can be mild, moderate or profound. But importantly, they are people with unique characteristics and personality.

People with mental disabilities from childhood develop slower, experience problems in learning, social adaptation and productivity.

### **To help you:**

- \* Don't be afraid of your students.**
- \* Don't make fun of them because they are different; respect their condition as human.**
- \* Don't talk about their limitations in front of them, they understand more than we think.**
- \* Be patient, your reactions should be slow.**

### **! IMPORTANT !**

The preschool lessons are the most appropriate for the teaching and discipling process,

The adaptation is to do a little repetition with the text, and teach the lesson with songs; dynamics and games, with visuals, dramas and others.

Lesson # 21 from the Preschool year 1 Sunday School book (as an example)

## Lesson: Noah Obeys God

Adaptations for people with Downs Syndrome and Intellectual Deficiency

Sections	Methodological Procedure	Resources
Greeting Welcome	Greet each student, give each of them a name tag.	Name Tag
Opening Prayer	Divide into groups and a guide them to pray. The teacher directs.	Visual of holding hands or praying hands
Dynamic	Prepare the letters "O, B, E, Y" in different colors and with a suitable size for all to see. Teach what each letter is called and how it sounds when the letters are said together.	Colored paper, cardboard, scissors, etc.
Introduction of the Topic	With bible in hand, the teacher starts the development of the lesson: ATTENTION.	
Bible Story	Show a picture representing Noah, explain the commands he received from God to build an Ark and continue developing the topic, sensitizing them to the topic, and applying the teaching.	See story on next page
Connection	Two by two - worksheet	Pencils, crayons and copies of the worksheet
Annex	Memorization:	
Close with a blessing from God.	Motivate them with the letters "O, B, E, Y,". In the end, give them a small prize	Refreshments

**Bible Story**  
**Noah Obeys God**

Noah was a man who loved God and had obeyed him all his life.

One day God said to Noah: You are the only good person on the whole earth. The others are bad and disobedient. That is why I am going to send a big flood (explain a flood) to cleanse the earth of all bad things. Build an Ark to save your family and animals.

Noah worked hard to build the Ark. When he was done, God sent two of each species of animals to enter the ark. He also told Noah to enter with his family. Then, God closed the door of the ark and it began to rain for forty days and forty nights.

When the rain was over, the whole earth was covered with water. The only thing Noah could see was water everywhere. All that was left was the ark and those who went into it. After a long time, the water began to go down, and the ark was sitting on top of a mountain. After forty days had passed, Noah sent out a raven (it's a bird) and after flying for a while, it returned to the ark because it couldn't find any place dry to land.

Later, Noah sent a dove out, and after it flew around for a while, it couldn't find any dry land and it returned to the ark.

Noah waited longer, and then sent the dove again, and this time, it returned and brought a twig with flowers. That meant it had found dry land that was blooming.

Then the dove left and did not return. Noah and his family and the animals left the ark. Then God put a beautiful rainbow in the sky and promised that he would never send another big big flood to destroy the whole earth again.

Noah was very happy with his family, and they built an altar of stones to thank God for saving them from the flood.

What would have happened if Noah had not obeyed God? Show the letters: O, B, E, E as a review.

## Cerebral Palsy

Cerebral Palsy is a term used to describe a group of chronic disorders that compromise the control of movement and that appear in the first years of life, but that is not progressive.

The word “cerebral” refers to the location of the damage in either of the two hemispheres of the brain and “palsy” describes the disorder that compromises the control of body movement. This means that the only thing affected is movement, they understand logic and can learn, if they have the right stimulation, like any other child their age.

Remember that they are aware that they have problems that baffle many. They walk with difficulty or do not walk, they speak with difficulty or do not speak. But in our case we are spiritual rehabilitators.

The Word of God says in Hebrews 14:12, *“For the word of God is alive and effective, and sharper than any two-edged sword; it penetrates to the division of the soul and the spirit, of the joints and the marrows, and is powerful to discern the thoughts and intentions of the heart ”.*

### To help you:

- \* Remember that they are intelligent and very sensitive.
- \* Do not make them hurry, adjust your steps to theirs.
- \* If you don't understand what they say, don't hesitate to ask them to repeat it.
- \* They understand. \* Have patience. \* Don't feel sorry for them, they are dignified people.

### Seek adaptation of discipleship materials.

- Put an “adapter” on pencils, markers or crayons, for the comfort of their hands.
- Move or zoom in on visuals according to the position of their heads.
- Ask about the correct location of their wheelchair so they can see everything.

### If the person is in a wheelchair ...

Cerebral Palsy may have affected their arms and legs (quadriplegic) and therefore they depend on another person, or it may have only affected their legs (paraplegic). Most speak clearly. Listen carefully. Depending on the situation, they may move and use their hands.

### To Help You:

- \* Remember to ask if they need your help before giving it to them.  
(Your help may not be necessary, required or wanted.)
  - \* Ask them to explain how you can help them.
  - \* Don't grab the chair by the arms.
- \* Be careful when lowering them over sidewalk edges, use ramps properly.
- \* Be open in your communication, this helps to overcome fears and hurt feelings.
  - \* If possible, you should sit down to talk with them.

### **! IMPORTANT !**

For people with Cerebral Palsy we won't adapt the lessons, just use the one that corresponds to the appropriate age group.

Lesson # 36 from the Elementary year 3 Sunday School book

## Lesson: A Good Man in a Bad World

With the assumption that children are those with cerebral palsy or motor disabilities. (Remember that if they are youth or adults, the lesson in their age appropriate Sunday School book will apply).

Segments	Methodological Procedure	Resources
Greeting Welcome	Greet each student, give each of them a name tag.	Name Tag
Opening Prayer	Lead them in prayer.	
Lesson Development	Prepare in advance the teaching materials you will use and try to have the classroom ready, it's important to have spaces for wheelchairs.	Visuals, songs, etc.
Topic Introduction	Can I enter the Ark? You can change the activity and sing a song that mentions the animals. Ask the same questions that are in the book.	Visuals
Bible Story	Present a picture representing Noah, explain the commands he received from God to build an Ark and continue developing the topic, sensitizing and applying the teaching	See the following page for story.
Activities	Mural of Noah.	Markers, Crayons, Copies of the picture
	The Animals Come Decide to Obey	Student book
Annex	Memorization	
Farewell with a blessing from God.	Motivate them with the letters "O, B, E, Y". End with a small incentive.	Refreshments

**Bible Story:** "Discussions! Fights! Hate! Death!" Lesson # 36  
Look for it in the Elementary year 3 Sunday School book



## Deaf / hard of hearing

Children, youth or adults

It may be that they DO NOT hear anything or they hear only partially.

It may be that they DO NOT speak or they partially express themselves with difficulty.

The fact that they are NOT talking doesn't mean that they are "deaf / mute"

They may not speak because they were not taught to speak.

For the Bible lesson, visualization is very important.

**The Word of God in Romans 10:14 says,** *How, then, can they call on the one they have not believed in? And how can they believe in the one of whom they have not heard? And how can they hear without someone preaching to them?*

### To Help You:

- \* **Be in a clean, bright place.**
- \* **Be in front of them when you talk, speak slowly and try to use the best possible words.**
  - \* **Touch their shoulder to get their attention when you want to say something**
    - \* **Don't shout, use simple words.**
    - \* **In case of difficulty, write what you want to say (if they can read).**
  - \* **Have an alphabet in sign language on hand so that the deaf person can teach you.**
- \* **Be aware that deaf people have difficulty understanding abstract concepts because it is hard to explain those concepts to them adequately.**
  - \* **They have the same rights as you do, God loves them too.**

**Discipleship must be very visual, make words with the figures of hands.**

### **! Important !**

All material must be adapted, with visualization, explanation of concepts, and feedback from the lesson.

Lesson:

OoBbEeYy










**In the book of Genesis, chapter 6, the Bible says:**

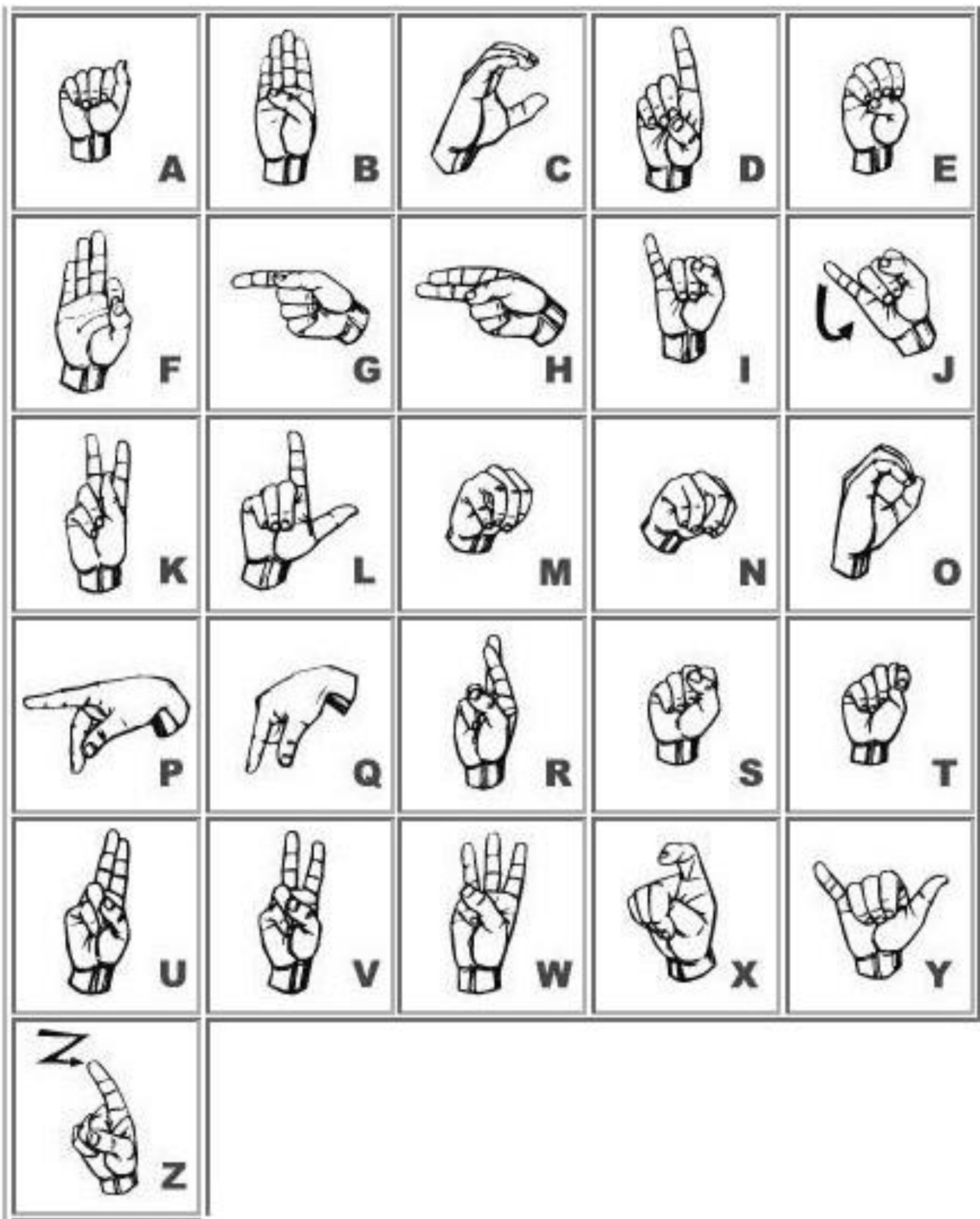
(Applying the lesson directly from the Illustrated Bible)

That most people on earth were bad, but Noah and his three sons were upright and obeyed God's commandments.

NnOoAaHh



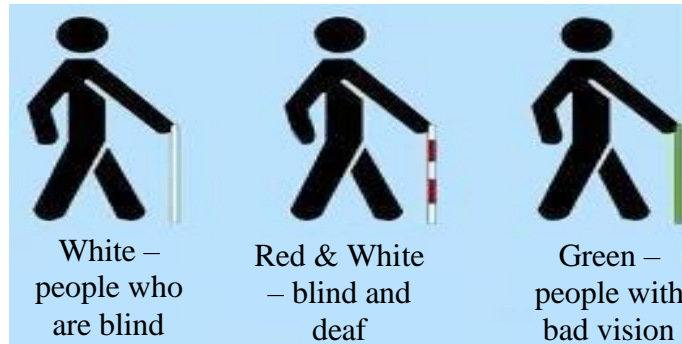
<p>Noah found favor in the eyes of the Lord.</p>	<p>God said that all life on earth would perish in a flood, but neither Noah nor his family would perish. Genesis 6:17–21</p>	<p>God told Noah to build a large ship called an ark. Noah and his children obeyed God and built the ark. It had many rooms as well as a window and a door. Genesis 6:14–16, 22</p>
		
<p>Noah told the people to repent and to obey God; but the wicked people didn't believe, they didn't repent, and they tried to kill Noah.</p>	<p>Noah and his children put food and a male and female of all the kinds of animals on the ark, obeying God's command. Genesis 6:21–22; 7:8–9</p>	<p>Noah and his family entered the ark, and then it rained for 40 days and 40 nights. Water covered the earth and every living thing died in the flood.</p>
		
<p>Noah and his family were safe on the ark and God protected them and blessed them. Genesis 7:23; 8:1</p>	<p>It finally stopped raining, but the water remained on the earth for a long time. The water slowly receded; the ark touched land on a high mountain, and the earth began to dry again. Genesis 8:2–5, 14</p>	<p>Noah built an altar and offered a sacrifice to thank God for saving them. God promised that he would never again destroy the earth with a flood, and he put a rainbow in the sky so that we would remember God's promise. Genesis 8:20–22; 9:8–17</p>
		



# Blind

## Children, youth or adults

**Important:** Know the significance of the cane's color.



- \* **Express your desire to help them if they don't see something, if they seem hesitant, or they realize that there is an obstacle.**
- \* **Let them use their cane to touch the obstacles.**
  - \* **Offer your arm, don't grab theirs.**
  - \* **Do not be bothered if they refuse your help.**
  - \* **If you don't know how to help them, ask.**
  - \* **Notify them of the proximity of things.**
- \* **Avoid aerial obstacles such as branches of small trees, signs.**
- \* **Do not consider them useless. They have many capabilities.**

**Remember that they are people like you and me, and they appreciate it when they are treated with respect.**

A blind child will always be accompanied by a family member (Evangelistic advantage) who will give concrete answers to their concerns.

Tell them your name right away; most likely, if you touch their hand, he or she will want touch your face. Let them, this is a way for them to meet you.

Romans 10:17 says, *Consequently, faith comes from hearing the message, and the message is heard through the word about Christ.*

Lesson # 41 from the Path #10:

## “Obeying God rather than Men”

**Every Bible lesson must be read slowly or recorded in advance. Help them experience the things around them according to the biblical basis.**


Ex. God made the grass. Let them touch the grass with their hands and feet in the case of children.

Ex. For blind youth and adults, we have Lesson # 41 of the Path # 10 with the Topic: "Obeying God rather than men"

Present the lesson as written. Spend a lot of time on the discussion questions.

If they can't read, this can be a great opportunity to open a literacy classroom in the church or place of discipleship.

If you are interested, write to us for the orientation of how to start it: dondeamor\_nazarenos @ Hotmail.com



# Autism

## What is Autism Spectrum Disorder?

It is difficult to give a single definition for this concept.

Autism is a spectrum of disorders characterized by severe developmental deficits, permanent and profound, that affect socialization, communication, imagination and behavior, among other things.

Asperger's Syndrome and Generalized Developmental Disorder are alterations within **Autism Spectrum Disorder**

## Manifestations

- The most notable feature of autism is a limited social interaction.
- Children with autism often do not respond to their names and often avoid looking at other people, often have difficulty interpreting voice tone and facial expressions, and do not respond to other people's emotions or observe other people's faces in search of signals for appropriate behavior.
- They seem to be oblivious to the feelings of others towards them and the negative impact that their behavior has on other people.
- One of the most effective methods is to involve them in group activities to avoid partial or total isolation.


## Remember:

In our case we are spiritual rehabilitators and the Word of God says: *For the word of God is alive and active. Sharper than any double-edged sword, it penetrates even to dividing soul and spirit, joints and marrow; it judges the thoughts and attitudes of the heart.* (Hebrews 4:12)

## To help you:

- Classes should be given to small groups to give individualized attention.
- It is important that parents participate to provide the support they need.
- Be conscientious of the environment and proper adaptation of the meeting place
- Encourage them by praising each achievement, however small it may be.
  - Materials very helpful to use in teaching: (suggestions)  
TV screen. Tablet. Music device. Carpets.  
Books of biblical stories.

## Teaching Outline

Part of the lesson	Methodological Procedure	Resources
Important: Do things the same order every week. They find comfort in routine,		
Greetings Welcome	Greet, show with words and figures things such as date, weather, and agenda.	Poster made previously (next page)
Opening prayer	Seated, show them the visual of the praying hands and pray for each of the children by name.	Visual of praying hands
Introduction of the topic	You can use a puzzle with the image of Noah or a game of legos for them to assemble while you start reading the story or a video of the short story of "NOAH." They listen and understand more than what we imagine.	Video of Song or story related to the Noah story of Genesis 6
Art/craft	Prepare a keychain with images to take home.	
Break	Offer them a snack. If they accept it, they will eat it. But don't worry if they don't accept it.	Check with parents beforehand.
Dismiss them with God's blessings.		





### **The story of Noah's ark:**







Noah was a man who found great favor before God because of his obedience, faith and devotion. Besides Noah and his family, the entire population of humanity was bad and had turned away from God, so God decided to send a flood that would destroy every living being. He asked Noah to make an ark to house his family and the male and female animals of each species during the storm that would submerge everything under water.

After Noah's family and the animals had entered the ark, it began to rain nonstop for 40 days and 40 nights.

After the rain had stopped, Noah sent a dove to find firm ground. However, all it found was water, so it returned to the ark. Days later, Noah did the same, and this time the dove returned with a stick in its beak indicating that the water had already begun to go down.

God promised that he would never send a flood again to destroy the whole earth. He made this promise by making a rainbow in the sky. So, today when we see a rainbow, we remember his promise.

**EXAMPLE OF THE OPENING ACTIVITY**

DATE	WEATHER
<p>Sunday ____ day of _____, 2020</p> <p>Greeting : _____</p> 	<p>This is the day that the Lord has made.</p> <p>Prayer.</p> 
Time	Bible Story
	<p>Noah Obeys</p> 
Snack	Dismissal
	

Material ideas for your biblical teaching.  
 Puzzle. Assembly toys.  
 Music instruments (toy)

**Picture for craft:**




**Noah**


**Noah's Ark  
Genesis 6-9**



After Adam and Eve left the Garden of Eden, many people were born. These people did many bad things and forgot about God.



Except Noah. Noah loved God.



God was sad with the people, but not with Noah. God told him about His plan to start over. God told him, "Build an ark", and then he gave him instructions. So, Noah and his family built an ark.



When the ark was finished, God told Noah to load a male and female animal of each species onto the ark. So the animals crawled on, walked on, flew on, and slithered onto the ark.



When all the animals and Noah and his family were inside the ark, the rain started to fall. It rained, and rained, and rained. The ark started to float on the water.



One day, Noah sent out a dove to see if there was dry ground. It flew and flew, but it couldn't find any dry ground and it returned to the ark. One week later, Noah sent out another dove. This time it came back with an olive tree branch. Noah was happy.



Finally, the water drained away. Everyone inside the ark was saved. Noah and his family were very happy and thanked God.



The ark had come to rest on dry ground on a mountain. Everyone left the ark, and Noah and his family praised God. God put a rainbow in the sky as a symbol of his promise that he would never send another flood to destroy the whole earth.



Contact us:



Sister Cecilia de Díaz  
Regional Coordinator of Gift of Love Nazarene Ministries  
(Ministries to and with those with special needs.)  
Email: [dondeamor\\_nazarenos@hotmail.com](mailto:dondeamor_nazarenos@hotmail.com) [cecydediaz@hotmail.com](mailto:cecydediaz@hotmail.com)  
TEL. (503) 2203-9838 Cell (503) 7890 -2150